







Statistics: Evaluation of the Network of Regional Hubs Initiative





Are you based in Brussels?

		Answers	Ratio
Yes		3	11.11 %
No		24	88.89 %
No Answer		0	0 %





1. In your hub/region/administration are there better regulation activities in place (apart from being part of the Regional Hubs Network)?

		Answers	Ratio
Yes		15	55.56 %
No		11	40.74 %
No Answer		1	3.7 %








3. Overall, do you think that the current general approach and the working method used in the RegHub project are appropriate?

		Answers	Ratio
Yes		21	77.78 %
Somewhat		5	18.52 %
No		0	0 %
No Answer		1	3.7 %








4. Has it been easy for you and your administration to contribute to the RegHub project in a timely manner?

		Answers	Ratio
Yes		12	44.44 %
Somewhat		13	48.15 %
No		2	7.41 %
No Answer		0	0 %

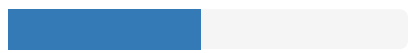






5.1 Survey questionnaires : Public procurement

		Answers	Ratio
Very satisfied		17	62.96 %
Somewhat satisfied		8	29.63 %
Neutral		1	3.7 %
Somewhat unsatisfied		0	0 %
Not satisfied at all		0	0 %
Not applicable		0	0 %
No Answer		1	3.7 %








5.1 Survey questionnaires : Air quality

		Answers	Ratio
Very satisfied		15	55.56 %
Somewhat satisfied		8	29.63 %
Neutral		1	3.7 %
Somewhat unsatisfied		2	7.41 %
Not satisfied at all		0	0 %
Not applicable		0	0 %
No Answer		1	3.7 %

5.1 Survey questionnaires : Cross-border healthcare

		Answers	Ratio
Very satisfied		13	48.15 %
Somewhat satisfied		9	33.33 %
Neutral		4	14.81 %
Somewhat unsatisfied		0	0 %
Not satisfied at all		0	0 %
Not applicable		0	0 %
No Answer		1	3.7 %

5.1 Survey questionnaires : State aid

		Answers	Ratio
Very satisfied		10	37.04 %
Somewhat satisfied		8	29.63 %
Neutral		5	18.52 %
Somewhat unsatisfied		2	7.41 %
Not satisfied at all		0	0 %
Not applicable		1	3.7 %
No Answer		1	3.7 %








5.1 Survey questionnaires : CAP vs territorial development

		Answers	Ratio
Very satisfied		11	40.74 %
Somewhat satisfied		5	18.52 %
Neutral		1	3.7 %
Somewhat unsatisfied		2	7.41 %
Not satisfied at all		1	3.7 %
Not applicable		3	11.11 %
No Answer		4	14.81 %








5.2 Implementation reports : Public procurement

		Answers	Ratio
Very satisfied		20	74.07 %
Somewhat satisfied		4	14.81 %
Neutral		1	3.7 %
Somewhat unsatisfied		1	3.7 %
Not satisfied at all		0	0 %
Not applicable		0	0 %
No Answer		1	3.7 %








5.2 Implementation reports : Air quality

		Answers	Ratio
Very satisfied		15	55.56 %
Somewhat satisfied		8	29.63 %
Neutral		2	7.41 %
Somewhat unsatisfied		0	0 %
Not satisfied at all		0	0 %
Not applicable		1	3.7 %
No Answer		1	3.7 %








5.3 Executive summaries : Public procurement

		Answers	Ratio
Very satisfied		18	66.67 %
Somewhat satisfied		7	25.93 %
Neutral		1	3.7 %
Somewhat unsatisfied		0	0 %
Not satisfied at all		0	0 %
Not applicable		0	0 %
No Answer		1	3.7 %








5.3 Executive summaries : Air quality

		Answers	Ratio
Very satisfied		14	51.85 %
Somewhat satisfied		7	25.93 %
Neutral		3	11.11 %
Somewhat unsatisfied		0	0 %
Not satisfied at all		0	0 %
Not applicable		1	3.7 %
No Answer		2	7.41 %








6.1 Communication tools : Emails

		Answers	Ratio
Very satisfied		24	88.89 %
Somewhat satisfied		2	7.41 %
Neutral		0	0 %
Somewhat unsatisfied		0	0 %
Not satisfied at all		0	0 %
Not applicable		0	0 %
No Answer		1	3.7 %








6.1 Communication tools : Restricted area in the members' portal

		Answers	Ratio
Very satisfied		7	25.93 %
Somewhat satisfied		10	37.04 %
Neutral		7	25.93 %
Somewhat unsatisfied		2	7.41 %
Not satisfied at all		0	0 %
Not applicable		1	3.7 %
No Answer		0	0 %







6.1 Communication tools : Videoconferences

		Answers	Ratio
Very satisfied		8	29.63 %
Somewhat satisfied		4	14.81 %
Neutral		5	18.52 %
Somewhat unsatisfied		4	14.81 %
Not satisfied at all		0	0 %
Not applicable		6	22.22 %
No Answer		0	0 %

6.1 Communication tools : Newsletter

		Answers	Ratio
Very satisfied		12	44.44 %
Somewhat satisfied		8	29.63 %
Neutral		5	18.52 %
Somewhat unsatisfied		1	3.7 %
Not satisfied at all		0	0 %
Not applicable		0	0 %
No Answer		1	3.7 %

7.1 Workshop functions : Dissemination of information about the EU Better Regulation agenda

		Answers	Ratio
Very important		15	55.56 %
Somewhat important		9	33.33 %
Neutral		1	3.7 %
Somewhat unimportant		0	0 %
Not important at all		1	3.7 %
No Answer		1	3.7 %

7.1 Workshop functions : Dissemination of information about the current consultation topics and policy areas

		Answers	Ratio
Very important		19	70.37 %
Somewhat important		4	14.81 %
Neutral		1	3.7 %
Somewhat unimportant		1	3.7 %
Not important at all		0	0 %
No Answer		2	7.41 %

7.1 Workshop functions : Revision and discussion of ongoing consultations (e.g. questionnaire design)

		Answers	Ratio
Very important		17	62.96 %
Somewhat important		6	22.22 %
Neutral		1	3.7 %
Somewhat unimportant		2	7.41 %
Not important at all		0	0 %
No Answer		1	3.7 %

7.1 Workshop functions : Getting in contact with officials from the CoR

		Answers	Ratio
Very important		18	66.67 %
Somewhat important		7	25.93 %
Neutral		1	3.7 %
Somewhat unimportant		0	0 %
Not important at all		0	0 %
No Answer		1	3.7 %

7.1 Workshop functions : Getting in contact with officials from other EU institutions

		Answers	Ratio
Very important		16	59.26 %
Somewhat important		10	37.04 %
Neutral		0	0 %
Somewhat unimportant		0	0 %
Not important at all		0	0 %
No Answer		1	3.7 %

7.1 Workshop functions : Exchange views and practices with other members of the RegHub network

		Answers	Ratio
Very important		23	85.19 %
Somewhat important		2	7.41 %
Neutral		1	3.7 %
Somewhat unimportant		0	0 %
Not important at all		0	0 %
No Answer		1	3.7 %

7.1 Workshop functions : Learn about stakeholder consultation

		Answers	Ratio
Very important		14	51.85 %
Somewhat important		8	29.63 %
Neutral		4	14.81 %
Somewhat unimportant		0	0 %
Not important at all		0	0 %
No Answer		1	3.7 %

8. Could you imagine that your hub/region/administration organises a RegHub workshop in your region?

		Answers	Ratio
Yes		15	55.56 %
No		11	40.74 %
No Answer		1	3.7 %




9. Would you be available to attend such workshop outside Brussels?

		Answers	Ratio
Yes		22	81.48 %
No		4	14.81 %
No Answer		1	3.7 %








10. Where are your stakeholders from?

		Answers	Ratio
Only from the private sector.		0	0 %
Only from the public sector.		3	11.11 %
More or less split between both sectors.		8	29.63 %
Mostly from the private sector.		0	0 %
Mostly from the public sector.		18	66.67 %
Other		1	3.7 %
No Answer		1	3.7 %








11. In your experience, is it easy to identify stakeholders?

		Answers	Ratio
Yes		19	70.37 %
No		7	25.93 %
No Answer		1	3.7 %

14.1 ...they were easy to process and integrate.

		Answers	Ratio
I strongly agree.		3	11.11 %
I somewhat agree.		13	48.15 %
Neutral.		6	22.22 %
I somewhat disagree.		4	14.81 %
I strongly disagree.		1	3.7 %
Not applicable.		0	0 %
No Answer		2	7.41 %

14.2 ...they were concise and adequate (the replies matched the questions appropriately).

		Answers	Ratio
I strongly agree.		3	11.11 %
I somewhat agree.		14	51.85 %
Neutral.		7	25.93 %
I somewhat disagree.		3	11.11 %
I strongly disagree.		1	3.7 %
Not applicable.		0	0 %
No Answer		1	3.7 %

16. Has your region's participation in the RegHub network led to a change in staffing/working methods in your administration?

		Answers	Ratio
Yes, my administration had to reassign tasks and responsibilities.		4	14.81 %
Yes, my administration had to hire new staff.		1	3.7 %
Yes, my administration established new procedures.		4	14.81 %
No, but RegHub has replaced other /similar activities.		2	7.41 %
No, there were no changes.		13	48.15 %
Other.		2	7.41 %
No Answer		2	7.41 %

18. In your experience, during the RegHub pilot phase, has the perception of the CoR, as an institution and partner in Brussels, changed for political or administrative actors and stakeholders in your region?

		Answers	Ratio
Yes		12	44.44 %
No		8	29.63 %
I don't know.		6	22.22 %
No Answer		1	3.7 %

19. In your experience, during the RegHub pilot phase, has the perception of the CoR, as an institution and partner in Brussels, changed for the other EU institutions?

		Answers	Ratio
Yes		11	40.74 %
No		3	11.11 %
I don't know.		12	44.44 %
No Answer		1	3.7 %

22. Overall, do you think that the current general approach to topic selection is appropriate?

		Answers	Ratio
Yes		15	55.56 %
Somewhat		11	40.74 %
No		0	0 %
No Answer		1	3.7 %

23. Please indicate how important the following consultations are for your region. : Public procurement

		Answers	Ratio
Very important		22	81.48 %
Somewhat important		2	7.41 %
Neutral		2	7.41 %
Somewhat unimportant		0	0 %
Not important at all		0	0 %
Not applicable		0	0 %
No Answer		1	3.7 %

23. Please indicate how important the following consultations are for your region. : Air quality

		Answers	Ratio
Very important		13	48.15 %
Somewhat important		5	18.52 %
Neutral		5	18.52 %
Somewhat unimportant		3	11.11 %
Not important at all		0	0 %
Not applicable		0	0 %
No Answer		1	3.7 %

23. Please indicate how important the following consultations are for your region. : Cross-border healthcare

		Answers	Ratio
Very important		10	37.04 %
Somewhat important		9	33.33 %
Neutral		3	11.11 %
Somewhat unimportant		2	7.41 %
Not important at all		1	3.7 %
Not applicable		0	0 %
No Answer		2	7.41 %






23. Please indicate how important the following consultations are for your region. : State aid

		Answers	Ratio
Very important		11	40.74 %
Somewhat important		8	29.63 %
Neutral		5	18.52 %
Somewhat unimportant		1	3.7 %
Not important at all		0	0 %
Not applicable		1	3.7 %
No Answer		1	3.7 %




23. Please indicate how important the following consultations are for your region. : CAP vs territorial development

		Answers	Ratio
Very important		17	62.96 %
Somewhat important		6	22.22 %
Neutral		1	3.7 %
Somewhat unimportant		0	0 %
Not important at all		0	0 %
Not applicable		1	3.7 %
No Answer		2	7.41 %




24. In your view, what should primarily drive the choice of topics for the RegHub work programme?

		Answers	Ratio
The European Commission work programme		21	77.78 %
The European Parliament implementation review agenda		6	22.22 %
The Committee of the Regions work programme		10	37.04 %
Other		6	22.22 %
No Answer		1	3.7 %

25. Do you think it would be feasible to conduct 'Hub-specific' consultations? Meaning consultations on topics that would only be relevant for specific RegHub members.

		Answers	Ratio
Yes		21	77.78 %
No		5	18.52 %
No Answer		1	3.7 %

26. Would you agree to the idea of having RegHub consultations on topics that are not linked to specific pieces of legislation (regulations, directives), but to current affairs or broad political initiatives (e.g. Corona-crisis, Green Deal...)?

		Answers	Ratio
Yes		20	74.07 %
No		6	22.22 %
No Answer		1	3.7 %

28.1 Network activities : Dissemination of information about the EU Better Regulation agenda

		Answers	Ratio
Very important		14	51.85 %
Somewhat important		8	29.63 %
Neutral		2	7.41 %
Somewhat unimportant		0	0 %
Not important at all		1	3.7 %
No Answer		2	7.41 %







28.1 Network activities : Representation of LRA interests vis-à-vis other EU institutions

		Answers	Ratio
Very important		19	70.37 %
Somewhat important		5	18.52 %
Neutral		0	0 %
Somewhat unimportant		0	0 %
Not important at all		0	0 %
No Answer		3	11.11 %





28.1 Network activities : Production of technical implementation reports to support the political work of the CoR

		Answers	Ratio
Very important		13	48.15 %
Somewhat important		10	37.04 %
Neutral		2	7.41 %
Somewhat unimportant		0	0 %
Not important at all		0	0 %
No Answer		2	7.41 %





28.1 Network activities : Production of technical implementation reports to support the EU's Better Regulation activities (e.g. REFIT)

		Answers	Ratio
Very important		18	66.67 %
Somewhat important		5	18.52 %
Neutral		2	7.41 %
Somewhat unimportant		0	0 %
Not important at all		0	0 %
No Answer		2	7.41 %





29. Would you consider activities in the framework of ex-ante territorial impact assessments (TIAs) (<http://cor.europa.eu/en/our-work/Pages/Territorial-Impact-Assessment.aspx>), conducted by the CoR, as a potential way to use the RegHub network?

		Answers	Ratio
Yes		14	51.85 %
No		3	11.11 %
I do not know.		7	25.93 %
No Answer		3	11.11 %





30.1 Systematic and coherent collection of LRA's implementation experiences.

		Answers	Ratio
Yes		17	62.96 %
Somewhat		7	25.93 %
No		1	3.7 %
No Answer		2	7.41 %





30.2 Providing support for the participation of regions.

		Answers	Ratio
Yes		23	85.19 %
Somewhat		2	7.41 %
No		0	0 %
No Answer		2	7.41 %






31. In your opinion, should the number of participating regions...

		Answers	Ratio
remain the same.		18	66.67 %
be reduced.		0	0 %
be increased.		10	37.04 %
No Answer		1	3.7 %






32. According to your experience, could your hub handle a number of consultations that...

		Answers	Ratio
remains the same.		20	74.07 %
decreases.		2	7.41 %
increases.		5	18.52 %
No Answer		1	3.7 %




33. If the number of consultations was to increase, what kind of resources and support would be needed to conduct them appropriately?

		Answers	Ratio
Additional resources for my hub (financial or staff)		22	81.48 %
Additional technical support from the RegHub secretariat		9	33.33 %
Additional resources for the RegHub secretariat (financial or staff)		10	37.04 %
Other		2	7.41 %
No Answer		2	7.41 %

34. Would your hub/region be willing to take over additional functions besides feedback coordination (e.g. disseminating information about the European Commission's online consultations)?

		Answers	Ratio
Yes.		6	22.22 %
Yes, if further resources are provided.		8	29.63 %
No, it would replicate existing structures.		7	25.93 %
No.		5	18.52 %
No Answer		1	3.7 %

35. If, by the end of the pilot phase, you are asked whether your hub/region wants to remain a member of the RegHub network, would you be in favour?

		Answers	Ratio
Yes		25	92.59 %
No		0	0 %
No Answer		2	7.41 %